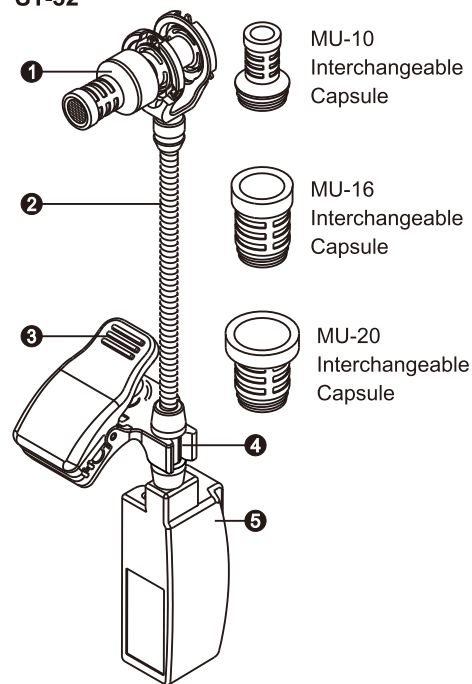
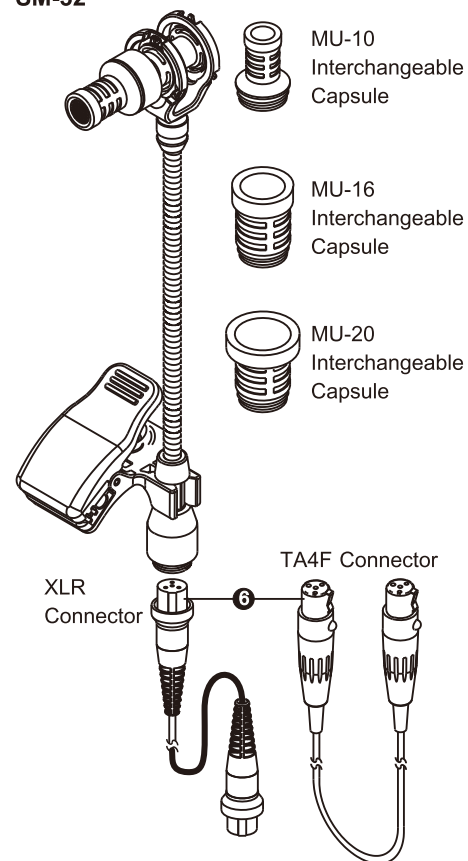


## Parts Name ST-32



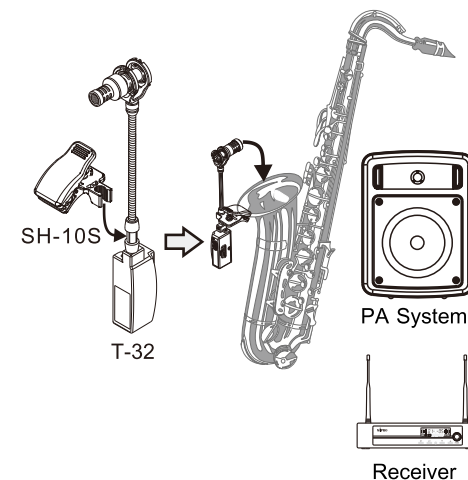
## Parts Name SM-32



- 1 Interchangeable Capsule: MU-10, MU-16, MU-20
- 2 Gooseneck: Bendable and adjustable for ideal angle and position
- 3 SH-10S Saxophone Microphone Clip
- 4 Clip Slot for SH-10S
- 5 Saxophone Transmitter
- 6 SC-32 microphone output connector: XLR or TA4F Connector

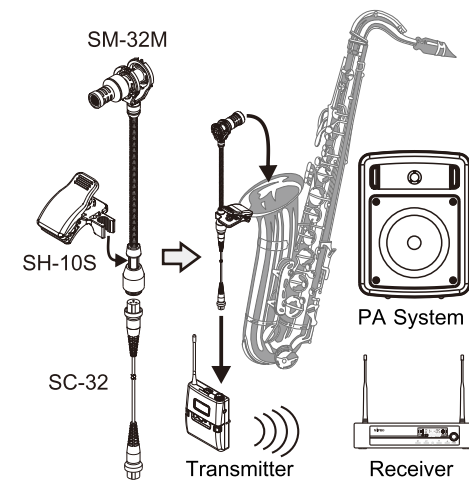
## How to assemble saxophone & wind instrument microphone set

- ST-32 Gooseneck Microphone Transmitter
  1. Fix SH-10S microphone clip on T-32 gooseneck transmitter.
  2. Fix T-32 gooseneck transmitter on saxophone or wind instrument by SH-10S microphone clip, see below picture.
- Illustration of Operating T-32 Gooseneck Transmitter. Operation Manual of T-32 Gooseneck Transmitter.

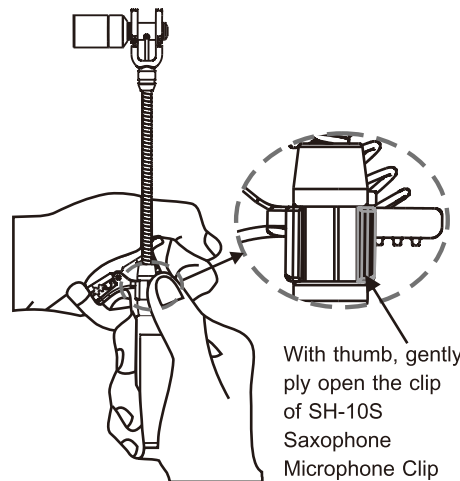
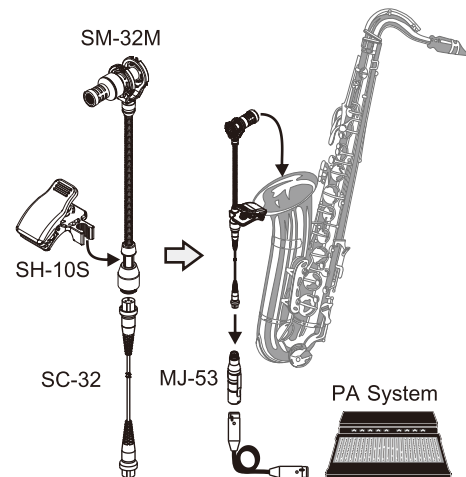


- SM-32 Saxophone & Wind Instrument Microphone Set

1. Install SH-10S microphone clip and SC-32 Saxophone microphone cable on SM-32M microphone set.
2. Fix SM-32M microphone set on saxophone or wind instrument by SH-10S microphone clip, see below picture.
3. Connect SC-32 Saxophone Microphone Cable onto any MIPRO bodypack transmitter for a wireless transmission to PA system.



4. Connect SC-32 Saxophone microphone Cable onto a MIPRO MJ-53 Condenser Microphone Adaptor. MJ-53 provides 12V~48V DC phantom power with a XLR output to the mixer input for a wired transmission.



### Notes

- Refer to the actual product in the event of product description discrepancy.
- Frequency range and maximum deviation comply with the regulations of different countries.
- Spraying alcohol directly onto the condenser capsule module will cause severe damage and invalidate the warranty.

### FC & IC - ID

THIS DEVICE COMPLIES WITH PART 74 OF THE FCC RULES AND RSS-123 ISSUE 2 OF CANADA. OPERATION IS SUBJECT TO THE FOLLOWING TWO CONDITIONS:

- (1) This device may not cause interference.
- (2) This device must accept any interference, including interference that may cause undesired operation of the device. This equipment complies with FCC RF radiation exposure limits set forth for an uncontrolled environment.

Le présent appareil est conforme aux CNR d'Industrie Canada applicables aux appareils radio exempts de licence. L'exploitation est autorisée aux deux conditions suivantes :

- (1) l'appareil ne doit pas produire de brouillage, et
- (2) l'utilisateur de l'appareil doit accepter tout brouillage radioélectrique subi, même si le brouillage est susceptible d'en compromettre le fonctionnement.

### Disposal



Dispose of any unusable devices or batteries responsibly and in accordance with any applicable regulations.

Disposing of used batteries with domestic waste is to be avoided!

Batteries / NiCad cells often contain heavy metals such as cadmium(Cd), mercury(Hg) and lead(Pb) that makes them unsuitable for disposal with domestic waste. You may return spent batteries/ accumulators free of charge to recycling centres or anywhere else batteries/accumulators are sold.

By doing so, you contribute to the conservation of our environment!

# MIPRO

## ST-32 / SM-32 Saxophone & Wind Instrument Microphone Set User Guide



### MIPRO Electronics Co., Ltd

Headquarters: No. 814, Beigang Rd., Chiayi City 600079, Taiwan  
Tel : +886-5-238-0809 Fax : +886-5-238-0803  
www.mipro.com.tw mipro@mipro.com.tw



All rights reserved. Do not copy or forward without prior approvals of MIPRO.  
Specifications and design subject to change without notice. YM 025/03